

AC240 Series

Premium Miniature Industrial Accelerometer, High Frequency, Top Exit 2 Pin Mini-MIL Connector, 100 mV/g, ±5%



VIBRATION ANALYSIS HARDWARE



Product Features

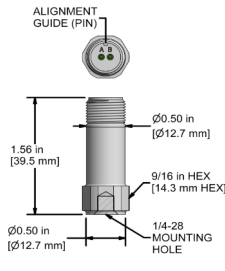
High Resonant Frequency with Excellent Frequency Response

- ▶ 1,500,000 CPM max frequency response
- ▶ 34 kHz Resonant Frequency
- ▶ 100 mV/g ± 5% Sensitivity

AC240-1D

2 Pin Mini Mil Connector

Connector Pin	Polarity
A	(+) Signal/Power
B	(-) Common

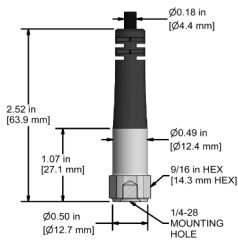


Stock Product

AC240-2D

CB110 Integral Cable

Conductor	Polarity
Red	(+) Signal/Power
Black	(-) Common
Shield	Cable Drain Wire

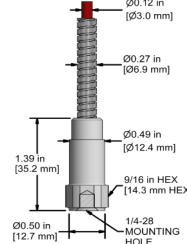


Built To Order

AC240-3D

CB206 Armored Integral Cable

Conductor	Polarity
Red	(+) Signal/Power
Black	(-) Common
Shield	Cable Drain Wire

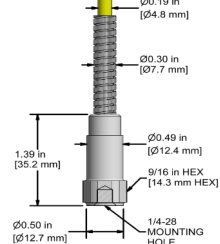


Built To Order

AC240-6D

CB611 Armored Integral Cable

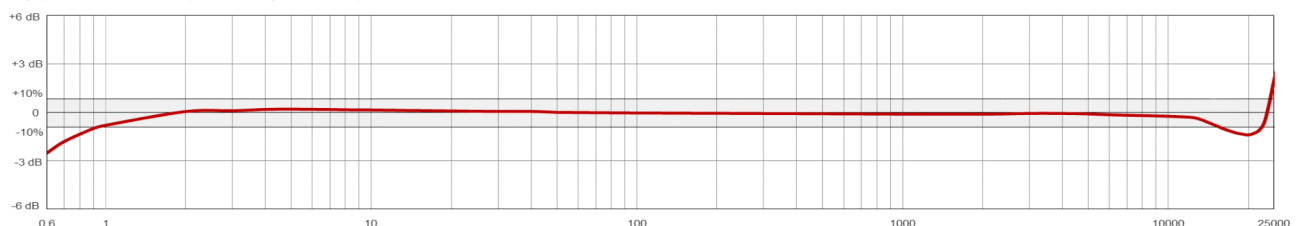
Conductor	Polarity
Red	(+) Signal/Power
Black	(-) Common
Shield	Cable Drain Wire



Built To Order

Specifications	Standard	Metric	Specifications	Standard	Metric
Part Number	AC240	M/ or M8/AC240	Environmental		
Sensitivity (±5%)	100 mV/g		Operating Temperature Range	-58 to 250 °F	-50 to 121 °C
Frequency Response (±3dB)	36-1,500,000 CPM	0.6-25000 Hz	Maximum Shock Protection	5,000 g, peak	
Frequency Response (±10%)	60-720,000 CPM	1,0-12000 Hz	Electromagnetic Sensitivity	CE	
Frequency Response (±5%)	120-480,000 CPM	2-8000 Hz	Sealing	Welded, Hermetic	
Dynamic Range	± 80 g, peak *Vsource ≥ 22V, 12Vbias		Submersible Depth	200 ft.	60 m
Electrical			SIL Rating	SIL 2	
Settling Time	<2.5 Seconds		Physical		
Voltage Source (IEPE)	18-30 VDC		Sensing Element	PZT Ceramic	
Constant Current Excitation	2-10 mA		Sensing Structure	Shear Mode	
Spectral Noise @ 10 Hz	30 µg/√Hz		Weight	0.7 oz	20 grams
Spectral Noise @ 100 Hz	4 µg/√Hz		Case Material	316L Stainless Steel	
Spectral Noise @ 1000 Hz	2 µg/√Hz		Mounting Thread	1/4-28 Blind Tapped Hole	
Output Impedance	<100 ohm		Connector (Non-Integral)	2 Pin mini-MIL (J Series)	
Bias Output Voltage	7-14 VDC		Resonant Frequency	2,040,000 CPM	34000 Hz
Case Isolation	>10 ⁸ ohm		Mounting Torque	2 to 5 ft. lbs.	2,7 to 6,8 Nm
			Mounting Hardware Supplied	1/4-28 Stud	M6x1 or M8x1.25 Adapter Stud
			Calibration Certificate	CA10	

Typical Frequency Response



Backed by our Unconditional Lifetime Warranty & Free Annual Recalibration Service

www.ctconline.com | sales@ctconline.com | 585-924-5900