

AC131 Series

High G & High Frequency Measurement Accelerometer, Top Exit 2 Pin Connector, 10 mV/g, ±10%



VIBRATION ANALYSIS HARDWARE



Product Features

Very High 500g Accelerometer

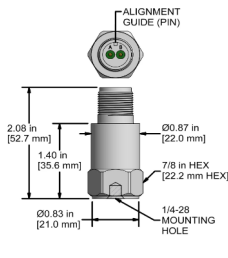
High Amplitude

- ▶ 1 - 15000 Hz (60-900,000 CPM) Frequency Response when Stud Mounted
- ▶ 10 mV/g ±10% Sensitivity
- ▶ ± 500 g Dynamic Range

AC131-1A

2 Pin Connector

Connector Pin	Polarity
A	(+) Signal/Power
B	(-) Common

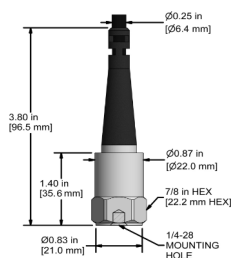


Stock Product

AC131-2C

CB103 Integral Cable

Conductor	Polarity
Red	(+) Signal/Power
Black	(-) Common
Shield	Cable Drain Wire

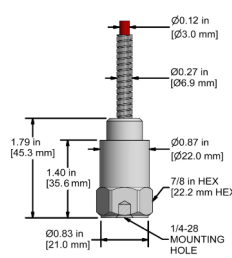


Built To Order

AC131-3C

CB206 Armored Integral Cable

Conductor	Polarity
Red	(+) Signal/Power
Black	(-) Common
Shield	Cable Drain Wire

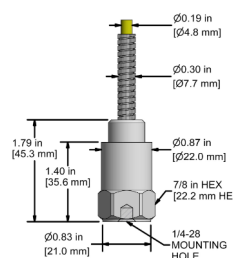


Built To Order

AC131-6C

CB611 Heavy Duty Armored Integral Cable

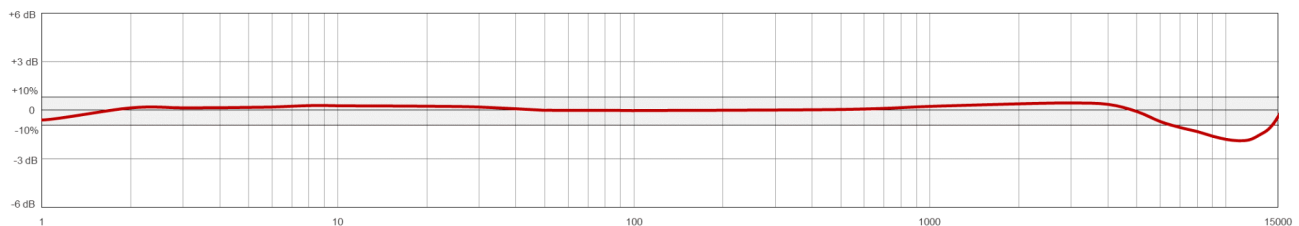
Conductor	Polarity
Red	(+) Signal/Power
Black	(-) Common
Shield	Cable Drain Wire



Built To Order

Specifications	Standard	Metric	Specifications	Standard	Metric
Part Number	AC131	M/ or M8/AC131	Environmental		
Sensitivity (±10%)	10 mV/g		Operating Temperature Range	-58 to 250 °F	-50 to 121 °C
Frequency Response (±3dB)	60-900,000 CPM	1,0-15000 Hz	Maximum Shock Protection	5,000 g, peak	
Frequency Response (±10%)	120-360,000 CPM	2,0-6000 Hz	Electromagnetic Sensitivity	CE	
Dynamic Range	± 500 g, peak		Sealing	Welded, Hermetic	
	*Vsource ≥ 22V, 12Vbias		Submersible Depth	200 ft.	60 m
Electrical			SIL Rating	SIL 2	
Settling Time	<2 Seconds		Physical		
Voltage Source (IEPE)	18-30 VDC		Sensing Element	PZT Ceramic	
Constant Current Excitation	2-10 mA		Sensing Structure	Shear Mode	
Spectral Noise @ 10 Hz	300 µg/√Hz		Weight	3.2 oz.	90 grams
Spectral Noise @ 100 Hz	30 µg/√Hz		Case Material	316L Stainless Steel	
Spectral Noise @ 1000 Hz	6 µg/√Hz		Mounting Thread	1/4-28 Blind Tapped Hole	
Output Impedance	<100 ohm		Connector (Non-Integral)	2 Pin MIL-C-5015	
Bias Output Voltage	10-14 VDC		Resonant Frequency	1,380,000 CPM	23000 Hz
Case Isolation	>10 ⁸ ohm		Mounting Torque	2 to 5 ft. lbs.	2,7 to 6,8 Nm
			Mounting Hardware Supplied	1/4-28 Stud	M6x1 or M8x1.25 Adapter Stud
			Calibration Certificate	CA10	

Typical Frequency Response



Backed by our Unconditional Lifetime Warranty & Free Annual Recalibration Service

www.ctconline.com | sales@ctconline.com | 585-924-5900